



PUZZLES • COMICS • CHALLENGES • JOKES

Wood times



SUMMER
EDITION

Aurora
Kearney

EXTRA
activities inside!

Wood Times

May 2022



SCHOOL'S OUT!

It seems like just yesterday leaves of all colors were falling everywhere! With school out (finally!) vacations, camping trips, and visiting family is just on the horizon! But as fun as it is to travel, you always have to drive, or take the plane. Now with this activity-packed boredom-buster, you have something to tide over during all those boring car rides! Enjoy your break, and don't worry, you'll see us next year!

Mariem
Editor of Wood
Times

Inside

- 3 Did Ya Know?
- 4 Our Planet
- 6 Book Barn
- 9 Budding Authors
- 12 Fun Fest
- 16 Acts of Kindness
- 18 Sugar and Spice
- 19 Creepy Crawlies, Crazy, Wonder, Creatures, and Plants of
- 22 Challenge of the Month
- 23 Whoohoo! History!
- 29 Extra Extra
- 25 Let's Draw...
- 28 Clubhouse



Find Cottonwood on:

   cottonwoodk12.org

FIND ME
INSIDE



A



B



C



D



E



F

BONUS: Can you see something that's been left over from the previous issue?



It takes about 50 licks to finish 1 scoop of ice cream

VANILLA IS THE MOST POPULAR FLAVOR



ICE CREAM

GOOD TIMES

FUN FACTS

The name "ice cream" came from the phrase "iced cream"



"BRAIN FREEZE" HAPPENS WHEN THE ICE TOUCHES THE ROOF OF THE MOUTH WHICH CAUSES BLOOD VESSELS IN THE HEAD TO DILATE.

WE CONSUME 1.6 BILLION GALLONS OF ICE CREAM IN A YEAR



California PRODUCES THE MOST ICE CREAM

▲ ICE CREAM WAS FIRST INVENTED IN CHINA IN THE 17TH CENTURY



Our Planet

During Summer Break, many families enjoy going to the beach. Here are some ways you can help the environment at the beach.

1. Properly take care of your trash. Make sure you don't leave your trash at the beach where the animals there can get it.
2. Feed yourself, not the animals. It's not good for the birds and fish to consume human things. This is because it is not healthy to disrupt the animals' diets.
3. Simply grab some scissors and cut apart the 6 pack plastic that your sodas come in. This will make sure marine animals don't get stuck in the holes.



Check out this book for more information on ocean plastics, and what YOU can do about it!



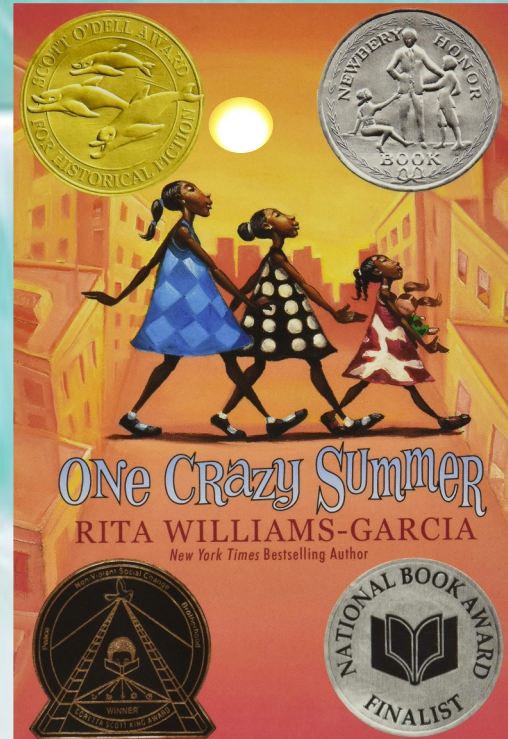
One Crazy Summer

By Rita Williams-Garcia

One Crazy Summer is an amazing book about, well, a super crazy summer in Oakland! Follow Delphine, Vonetta, and Fern as they visit Oakland for the summer and have many adventures!

The girls finally reunite with their mother, Cecile Johnson, but she has a second name, Nzila. As Delphine finds out, her mother is a poet and Nzila is Cecile's pen name. The girls get a second surprise, too! Instead of going to L.A., they get to attend a day camp run by the Black Panthers.

Delphine doesn't like it sometimes, but the camp proves useful. They learn more about their family, country, and make new friends there. Even though they have friends, one question still exists: will their mom ever stop viewing them as a problem?



Hey there! Instead of Read On! I'll be giving you an activity to do: making your very own comic strips!

Things you should get:

- ❖ Paper
- ❖ A ruler
- ❖ Pencil
- ❖ Dark-colored marker



Comic strips

Graphic novels

Cartoons

The funnies




Comic books



P.S. (I'm using notebook paper, but you can use any kind of paper you want. Make sure you do this on a flat surface!)


Step One:

On your piece of paper, using your ruler and pencil, make a line on your eight-inch page. Then starting from the end of the line you just made, trace down 7 inches. After that, repeat Step One until the page looks like this. If it doesn't look the same, it's okay!




Step Two:

When you've finished Step One, you can start using your ruler to draw more lines across the rectangle you just made, like the example on the right.



Step Three:

Now that Step Two is done, we can focus on thickening the border lines! Use your dark-colored marker and run it over the border lines. Great job! You're pretty much done now! All that's left is to fill in your empty spaces with your characters and their adventures!



The Girl and the Necklace

Previously: Alice finds a magical necklace that transports her above the clouds, where she meets a young elf named Zuma who invites her to his home...

“So is your mom fine with a human in your house??” Asked Alice, unsure of whether or not she should enter this total strangers’ home. “Ummmm, no.. that's why you're coming to my room!” Replied Zuma with a hint of a smirk. “Wait you have a ROOM???” Alice exclaimed. “ELVES HAVE ROOMS????!!” “Seriously?” said Zuma, looking unimpressed. “Elves are just like humans, just with pointy ears and colorful skin.” Zuma continued to show Alice around his room. "OH MY GOD, YOUR ROOM IS SO PRETTY!" Squealed Alice. “I wish I had a nice room like this!” “I have to share a room with annoying siblings.” she moaned. ”AWWW!” Yelled Zuma “I WISH I HAD SIBLINGS!” Suddenly, the pair hear footsteps coming slowly towards them. “Zu is everything okay up there?” called Zuma’s mom, Riana, from the sixth stair. “I'm coming in!” “Quick!” whispered Zuma in panic. “Hide in my closet – fast!” Alice immediately followed his instructions, and not a second too soon either. The door opened with a rude squeaking noise. ”Oh, Zu, were you speaking to someone?” “Wait.... why does your room smell like human?” “Zuma.....WHAT is going on?” Asked Riana, looking suspiciously around the room”. “Well, UHHH, mom..” muttered Zuma nervously. “If I show you what’s inside my closet, you promise you won’t scream...ok?” asked Zuma, knowing he could not hide Alice from his mother any longer.



“Wow..Zu you’ve, finally found a good one..” Riana slowly walked up to Alice, her eyes fading quickly to black. When Zuma realized what was happening it was too late. “MOM, NO DON’T EAT HER, SHE’S MY FRIEND!” screamed Zuma, now unable to save his only friend. “PLEASE MOM, LISTEN TO ME.” screamed Zuma. ”Zuma?” asked Alice shakily. “What-” Riana lunged at Alice, and everything suddenly went black. Zuma’s mother was lying on the floor, blood dripping down her face when Alice finally awoke. ”Alice!” cried Zuma. “I’m sorry!” Blue light exploded from her best friend's face. Zuma’s voice faded to a faraway whisper. Everything disappeared. “Alice, hurry up!” cried Alice’s mom “It’s breakfast time sleepy head!” “Huh, what?” Called Alice confusedly. “You and dad are supposed to be on a business trip?” “Ah Alice sweetie, it must have been just a bad dream!” called Alice’s mom from downstairs. “Now come and eat before your breakfast gets cold!”

C	W	B	Q	V	X	N	I	C	E	C	R	E	A	M
Q	A	T	A	E	W	L	J	S	U	I	O	S	Z	R
A	T	S	D	R	U	G	D	Y	C	H	C	A	E	B
D	E	E	R	G	B	M	N	P	Q	V	A	F	E	Y
V	R	P	L	W	C	E	J	H	L	D	M	O	G	J
E	M	W	I	B	D	A	Q	V	R	F	P	S	S	V
N	E	I	J	C	Z	K	A	U	O	L	N	J	A	B
T	L	R	C	E	N	Q	M	W	E	Z	I	C	O	P
U	O	Y	E	N	X	I	P	Q	Y	L	A	O	R	A
R	N	D	P	L	Y	I	C	L	C	T	F	H	J	G
E	W	A	Q	L	A	V	J	O	I	S	B	V	D	Y
K	M	E	C	H	E	X	A	O	C	X	P	A	R	K
A	Z	R	Q	D	H	R	N	K	T	S	E	T	R	E

Barbeque
Adventure

Relax
Park

Watermelon
Ice Cream

Camp
Beach

Read
Vacation

The Exciting Beach Adventure

One _____ (adjective) day last summer my family and I headed to the beach in the _____ (time). When we arrived, the first thing I did was _____ (base verb). Then I played with the _____ (noun) with _____ (book character) . We _____ (verb with regular past tense) until _____ (time). Because we were _____ (adjective), we _____ (verb past tense) to our _____ (noun) to eat _____ (noun) for _____ (noun). As soon as we were done eating, we _____ (verb past tense) in the waves which was very _____ (adjective)! We swam for a while when I found a _____ (adjective) _____ (noun)! I showed my _____ (noun) what I had found with a/an _____ (adjective) expression on my face. _____ (previous noun) said my finding was so _____ (adjective). I _____ (verb past tense) with my new discovery until it was time to leave. I took it with me and _____ (verb past tense) with it during the ride home. This concluded our exciting beach adventure!

Original:



Modified with 7 differences
Can you spot them?





Which of these fruits/vegetables ripen in the summer and grow in bushes? Which of these fruits/veggies ripen in summer and grow on trees?



SECRET MESSAGE

Break the code!

20

12

7

10

9

4

6

12

10

2

3

8

13

7

11

11

8

10

14

12

1

1

20



CODE BREAKER

1

B

9

F

17

Z

2

I

10

R

18

C

3

T

11

M

19

X

4

A

12

O

20

Y

5

B

13

S

21

L

6

V

14

H

22

N

7

U

15

W

23

P

8

E

16

R


24

Q







- Draw cheerful drawings on your neighborhood sidewalk!
- Draw and write about your summer in a family kindness journal.
- Visit a local nursing home and deliver colorful cards and drawings to the residents! (The brighter the colors,—like summer—the happier it is!)
- Pick pretty, colorful flowers, and give them to someone who needs a smile 😊
- Plant a tree that will grow to be huge. Imagine the smiles of relief people
- Create brightly colored thank-you cards for community helpers!
- Do a garage sale and give the proceeds to a good cause!
- Help a neighbor with a garden and pull out weeds and water plants.
- Share your favorite summer dessert recipe with a new neighbor, friend, or family member!
- Make a bird feeder
- Write a letter to your favorite teacher or coach and tell them how much you enjoyed this past year with them!
- Go to your nearest river or beach and pick up trash (always remember to wear gloves)!
- Now that it's summer, people will be going on vacation. You can offer to pet-sit and walk people's dogs!



CORNER



So what are you waiting for? Jump in a pool!

Summer Strawberry Banana Smoothies!



- STEPS: **INGREDIENTS INCLUDED IN THE VIDEO!**
1. PLACE INGREDIENTS IN BLENDER JAR
 2. SEAL AND BLEND FOR 20 SECONDS
 3. POUR INTO CUP
 4. SERVE WITH TOPPINGS
 5. ENJOY!

WATCH THE INSTRUCTIONAL VIDEO HERE:

[SHORTURL.AT/EXYV7](https://shorturl.at/exyv7)

Enjoy Your Summer Break!





CREEPY CRAWLIES, Crazy Creatures, AND Plants of Wonder!



Hello, and welcome back! Summer is almost upon us, and I don't know about you, but I can 'bear-ly' wait to hit the road. Summer is a great time to spend some time in the woods, whether it's camping, hiking, or just a quick trip to the lake. Spending time in nature is fun, but it is important to remember that we share it with all sorts of Creepy Crawlies, Crazy Creatures, and Plants of Wonder. Here is a quick guide to a few of them that you probably want to avoid.

Bears


Bears can be cool, and it's exciting to see them in person, but no matter how awesome they are you still must be careful. Bears are naturally curious and are always looking for an easy meal. This means that they often wander into towns, campsites, and even people's yards! California only has black bears. However, if you travel out of state, you should also be familiar with grizzly bears, since they require different safety tips. Grizzly bears are much more aggressive and dangerous than black bears. Be extra careful of a mama bear with cubs. Never approach a bear, and do not come between a mother and her cubs. While exploring in grizzly territory it is important that a responsible adult carries bear spray. Since California only has black bears there is a lesser need for this form of protection.

Ways to Avoid an Attack from a Bear

- Keep a clean camp-No food, pet food or food containers left out.
- Hike in groups.
- Make plenty of noise.
- If you see a bear leave it be, and leave the area.

If You Encounter a Bear-

- Stay Calm and pick up small children.
- Do not run or climb a tree.
- Move away slowly from the bear- moving sideways, keeping yourself facing the bear.



Fun fact: Wolf urine can be used to deter bears and is sold at many camping and home repair stores!



Ticks

How to prevent tick bites:

- Avoid walking in or brushing against grasses and shrubs/bushes.
- Wear thick pants tucked into tall socks and long sleeves.
- After hiking, check yourself and your pets for ticks. Take a shower immediately after hiking.
- If a tick has already bitten you, remove it with tweezers.
- Be careful, ticks can carry diseases- If the tick has been imbedded awhile, check with your doctor.



Rattlesnakes

Steps you can take to stay safe, and prevent bites:

- Wear thick heavy-duty shoes. (hiking boots)
- Stay on the path and avoid tall grass and bushes.
- Be extra careful while climbing and gathering firewood.
- If you hear a rattling sound, slowly back away from the sound and don't make any sudden movements.
- Be wary of fallen logs, holes, cervices, and large stones, they make ideal snake hideouts.



Stinging nettle

Stinging nettle is incredibly cool, but it stings! Have you ever wondered why? The reason is, stinging nettle has thousands of small fine hairs covering its stem and leaves. Each hair is like a needle and is filled with a chemical called formic acid. So, when you brush against the plant it stabs then injects the acid into the cut, causing the rash. The same acid is found in ant spit, which is why ant bites are so painful! So, as you can see, there is a lot behind the sting.



Poison oak

Poison oak is a plant that most people want to avoid, but how can you avoid it if you don't know what it looks like? You have probably heard the saying "Leaves of three, let it be" but that isn't that clear, there are many kinds of plants with three leaves that are completely harmless. Here are four ways you can tell if it is poison oak.

1. Its leaf shape- Poison oak's leaves look like oak leaves with softer edges.
2. Three leaves- Poison oak's leaves grow in clusters of three.
3. Shiny leaves- Poison oak's oils are what causes the rash, they also make its leaves look shiny.
4. Color, poison oak can be green or red.

Also, it is important to remember that, for part of the year poison oak is only the sticks (it no longer has its leaves). This means you may not know that you have touched poison oak, until the rash appears.



Flower Scavenger Hunt

See if you can find all 10 of these flowers

California Poppy

Daffodil

Daisy

Yarrow

Tulip

Sky Lupine

Clover

Rose

Lavender

Another flower



Note: Most of these flowers can be found on a walk around your neighborhood, or even in your own garden.

Special summer issue!

Silly Summer Stuff



Can you guess all of the things this crazy creation is made of? Or what this thing is meant to do?

This gets the "seagull" of approval!




The grand-prize winner will get a free book from Cottonwood's own lending library!

How to enter

- Create a wacky summer invention!
- Make an ad for your invention (the video should be more than 30 seconds but less than 3 minutes). Be creative!
- Submit the ad and a picture of the wacky invention!

Aryana's Haiku!



THE ROSE
By Aryana Kearney

Prick of a needle,
Feels as sharp as a sword blade.
Delicate flower.



Congratulations to Aryana Kearny for winning last months Haiku challenge! Your certificate will be emailed to you and the book of your choice will be waiting for you at the Cottonwood Lending library! Just show one of the librarians your certificate!

DEADLINE: August 17, 2022

Entrants must be between 7 and 13 years old as of the deadline. Judges will look for the creativity of the toy and the creativity of the ad. Bonus points will be given if the toy was constructed in real life. Points will be taken off if parent help seems excessive. Wood Times retains the right to put your child's winning entry in the magazine and use it for promotional purposes. All entries submitted after 3 PM on August 17th will not be accepted.

By Mariem B.

The Cool Story of Ice Cream!

By Bronston Cam
(Illustrations by Karis Cam)

Nobody knows where ice cream came from. But there are many theories. One of the most known is that Nero Claudius Caesar had a runner get snow from the mountains to eat with fruits and juices during the Roman Empire. Something that we do know for a fact is that Arabs of the Middle Ages drank ice refreshments named sherbet, calling it “sharabt” in Arabic. Marco polo brought back ice cream from his trip to China.



Rainbow Sherbet

Many famous presidents actually ate ice cream! The ice cream eating crew includes President George Washington, Abraham Lincoln, and Thomas Jefferson. George Washington spent \$200 on ice cream! Thomas Jefferson even had many ice houses to hold all his ice cream! Even Abraham Lincoln liked ice cream, so did his wife!

The first written account of ice cream comes from a letter by a visitor to Maryland’s governor in 1744. Only the rich ate ice cream until insulated ice houses were made. The industrial revolution in America brought ice cream to a wider audience of people faster with mechanical refrigeration, packing machines, and delivery trucks.

The first ice cream soda was made at the America soda fountain shop in 1874. Ice cream sellers changed the ice cream soda into the ice cream Sunday and took out the carbonated water because it was called sinful. They changed the name to “sundae” because it was close to the Sabbath. The number of special ice cream parlors and soda fountain shops started to shrink when packaged ice cream increased. Now over 6.4 billion pounds of frozen dairy are made every year!




Packed ice cream

HOW to draw an: ICE CREAM

①



②



③



④



⑤



⑥



⑦




⑧



⑨

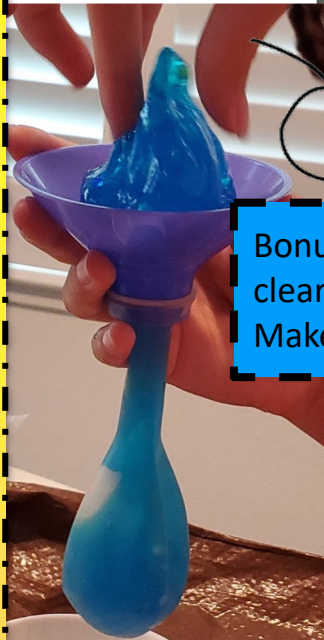


HOW TO MAKE COOL SLIME



3 ingredients:

1. Pour $\frac{3}{4}$ -1 cup of **clear glue** in a container.
2. Add 2 drops of food coloring (the more drops, the darker it will be).
3. Add $\frac{1}{2}$ tbsp **baking soda**. Stir with stick.
4. Pour in 1 tbsp of **slime activator** (contact lens solution that has boric acid) and stir until slime doesn't stick to the container.
5. Add in fun stuff like foam balls, glitter, slime charms, or beads.
6. Knead it with hands until soft. Store in a sealed plastic bag for safekeeping.



Bonus Fun: put the slime in a clear balloon with a funnel. Makes a fun squishy toy!



Troubleshooting Tips:

- If slime is too hard, add a little water.
- If slime is too goeey, add a little slime activator

Extra, Extra!



YAY! Schools finally done!

Well, good news, we're moving to Australia!



Yay! Australia is really cool! Wait...



Actual picture of my backyard this summer:



Clubhouse

Dear Reader, thank you for taking the time to read through our magazine. We have made a place where you can share your drawings, photos of you and your pet, and vacation stories, or anything you'd like to share with other readers. Email them to: magazine.cottonwood@gmail.com.



Ian Wong, Age 9



Amalie Kearney, Age 5, with dog Honey


Did you spot something else? You can spot two things in each section of the magazine. Can you find them?

See ya next year!

Banana Split!



Sunglasses




Sandcastle



Campfire




Swimming



WATERMELON

California Sun



Not for long!

Gulp! I can't believe I'm still here!



Each section had a seagull or a sun!

