

Name _____

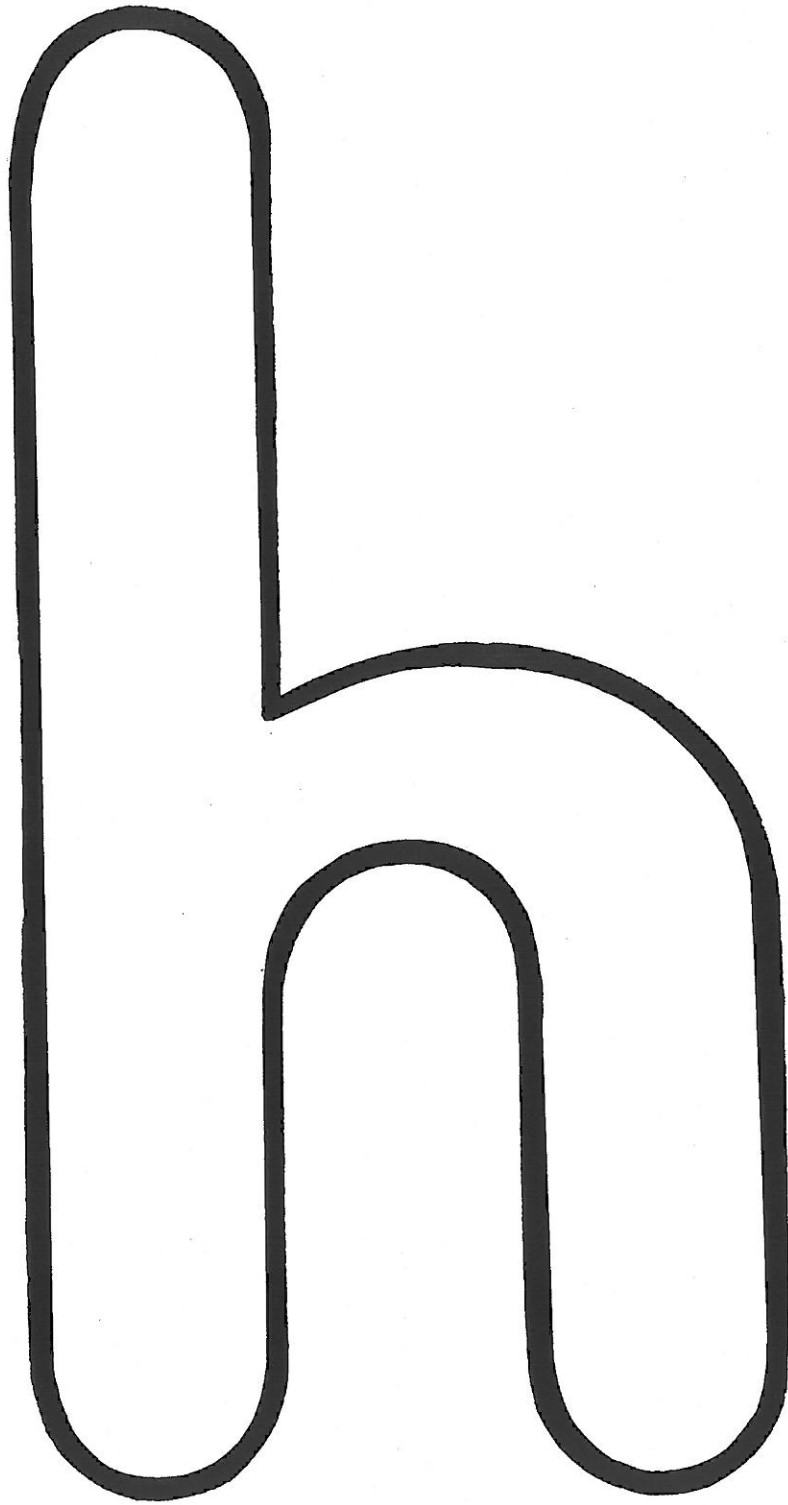


Tired Air Sound

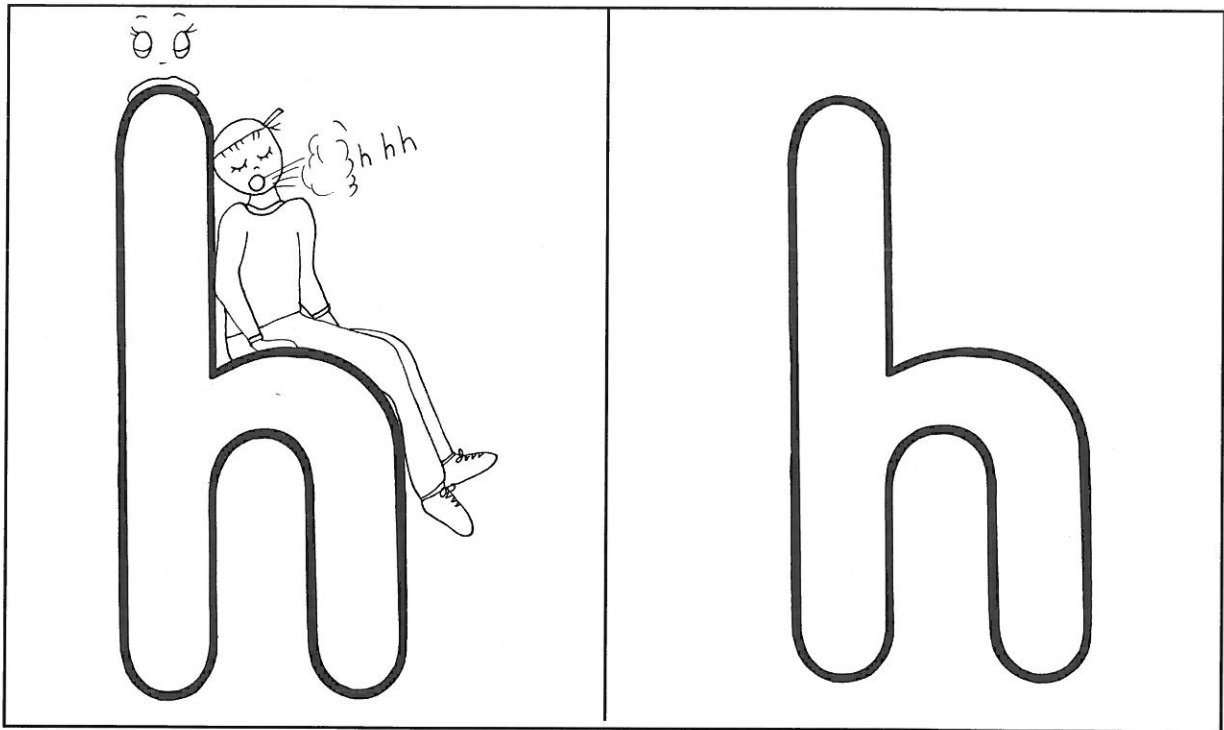
Story – Poor H! Everyone bothers him. Now people think he’s a chair, and when they’re tired, they sit on him and exhale – “hhh.”

Hand cue: Stand up and then sit down in the chair, as if very tired, tilting your head, with a tired sigh.

Name _____



Name _____



--	--

Draw 2 things that begin with this sound.

H – Tired Air Sound

(Show picture.) “Poor **H**! People think he looks like a big, old, comfortable chair, and when they’re tired, they come up and **sit** on him! When they sit down, tired air comes out of their mouths, like this, ‘Hhhhh.’ It looks like this tired person is really relaxing on poor **H**, doesn’t it? Let’s see if it’s relaxing when we sit on a chair and let tired air out. Stand up. Now let’s sit down on our chairs and let tired air out, ‘Hhhhh.’ Poor **H** – he’s probably getting tired of all that tired air!”

Hand cue: Stand up, and then sit down in the chair, as if very tired, tilting your head and exhaling.

Name _____




Whooshing Air Sound

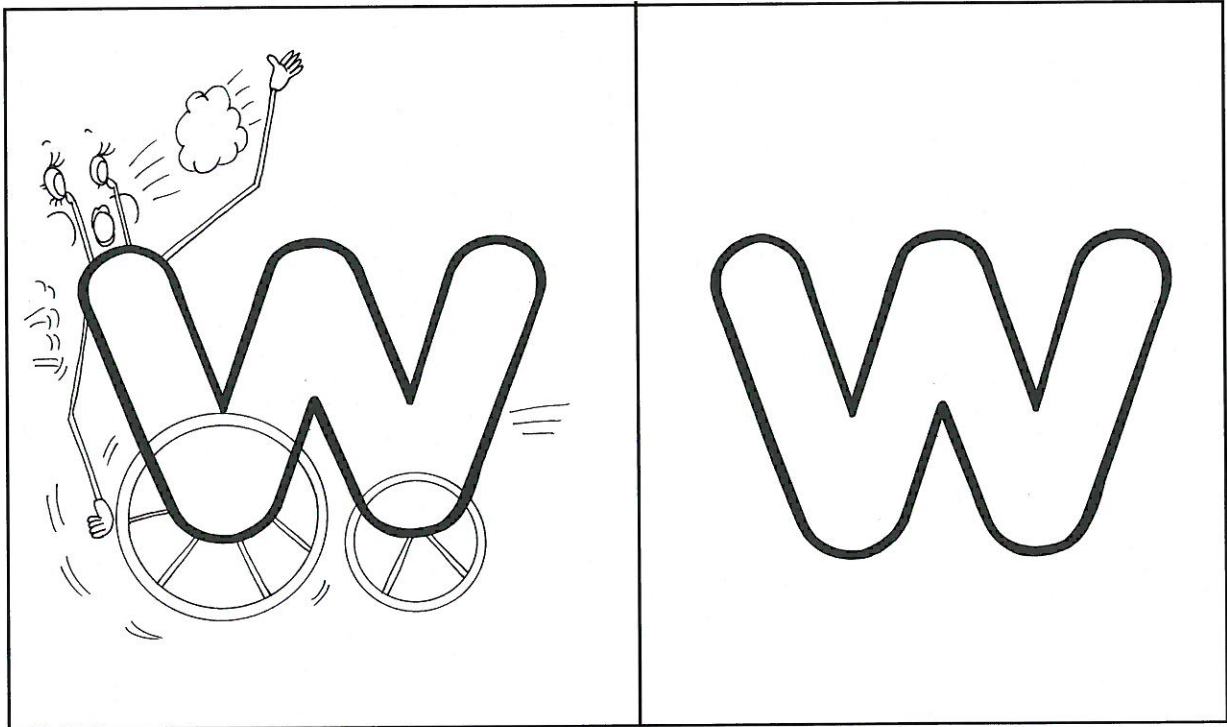
Story – The wheelchair loves to go fast in the wind “w!”

Hand cue: Move both hands to the side very quickly, as if moving fast in the wind.

Name _____



Name _____




Handwriting practice lines consisting of two sets of three horizontal lines: a solid top line, a dashed middle line, and a solid bottom line.

Two empty rectangular boxes for drawing.

Draw 2 things that begin with this sound.





W - Whooshing Air Sound

“Put your hand in front of your mouth when you make this sound. ‘W.’ Do you feel some air whooshing out of your mouth? This is the whooshing air sound. (Show picture.) Wow! Do you see the wheelchair? He likes to be in wheelchair races so he can go fast, whooshing along like the wind. ‘W!’ (Glide your hand quickly from side to side like the wheelchair racing fast in the wind.) He loves the wind whooshing in his face! His mouth almost looks like he’s whistling in the wind, doesn’t it? Get your mouth ready to whistle, and make that whooshing air sound with me. ‘W!’”

Hand cue: Glide hand to the side very quickly, as if moving along fast in the wind.

Name _____




Whooshing Air Sound

Story – The wheelchair goes so fast that it whooshes right into poor H. He asks, “What are you doing? Where are you going? Why are you doing this to me? ...”


Hand cue: Same as for W, but with more force. Could also put both hands up and make a puzzled face, as if asking a question.



Name _____



Name _____



--	--

Draw 2 things that begin with this sound.

