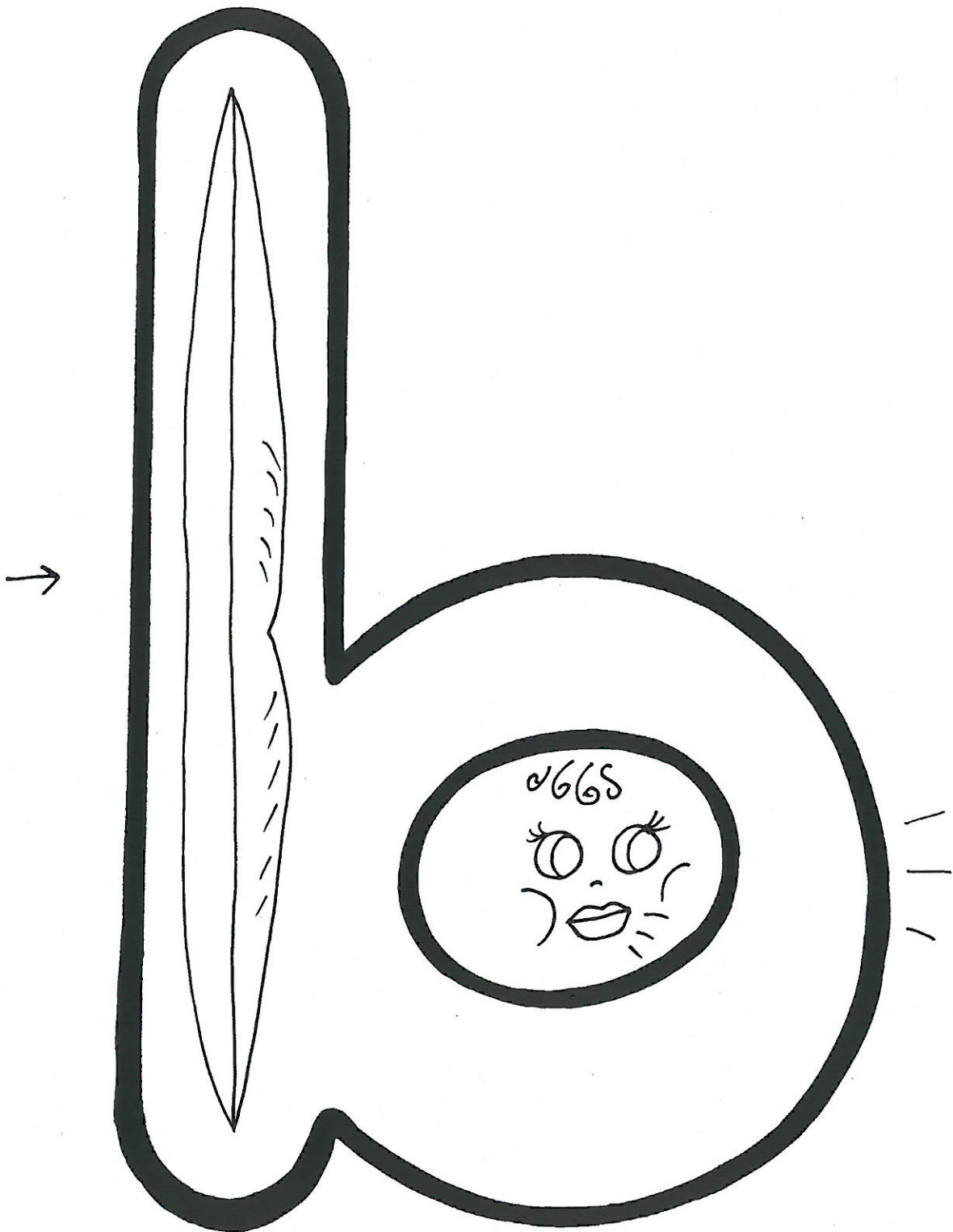


Name _____




Noisy Lip Puffing Sound

Story – The noisy, little baby turns her voice on when she puts her lips together and puffs out the air. When you see that the line comes first, put your lips together.


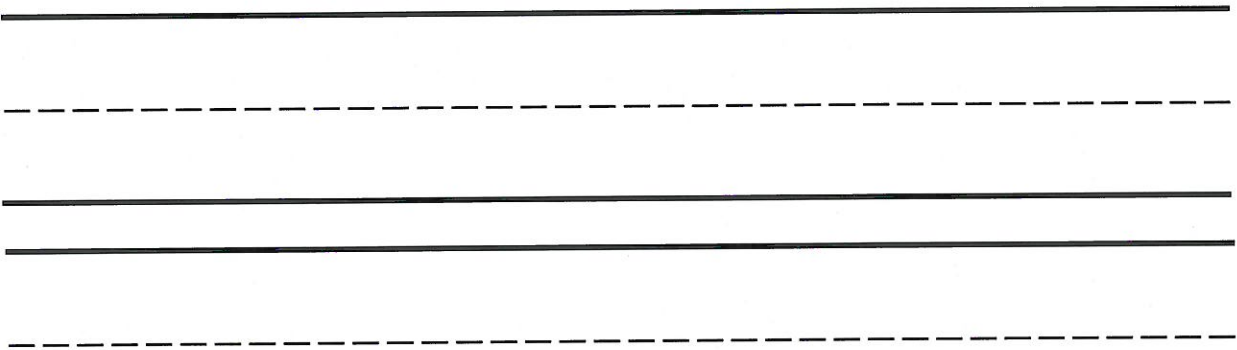

Hand cue: (Same as for P) Hold fingers up to closed lips and quickly move them away.



Name _____



Name _____



Draw 2 things that begin with this sound.

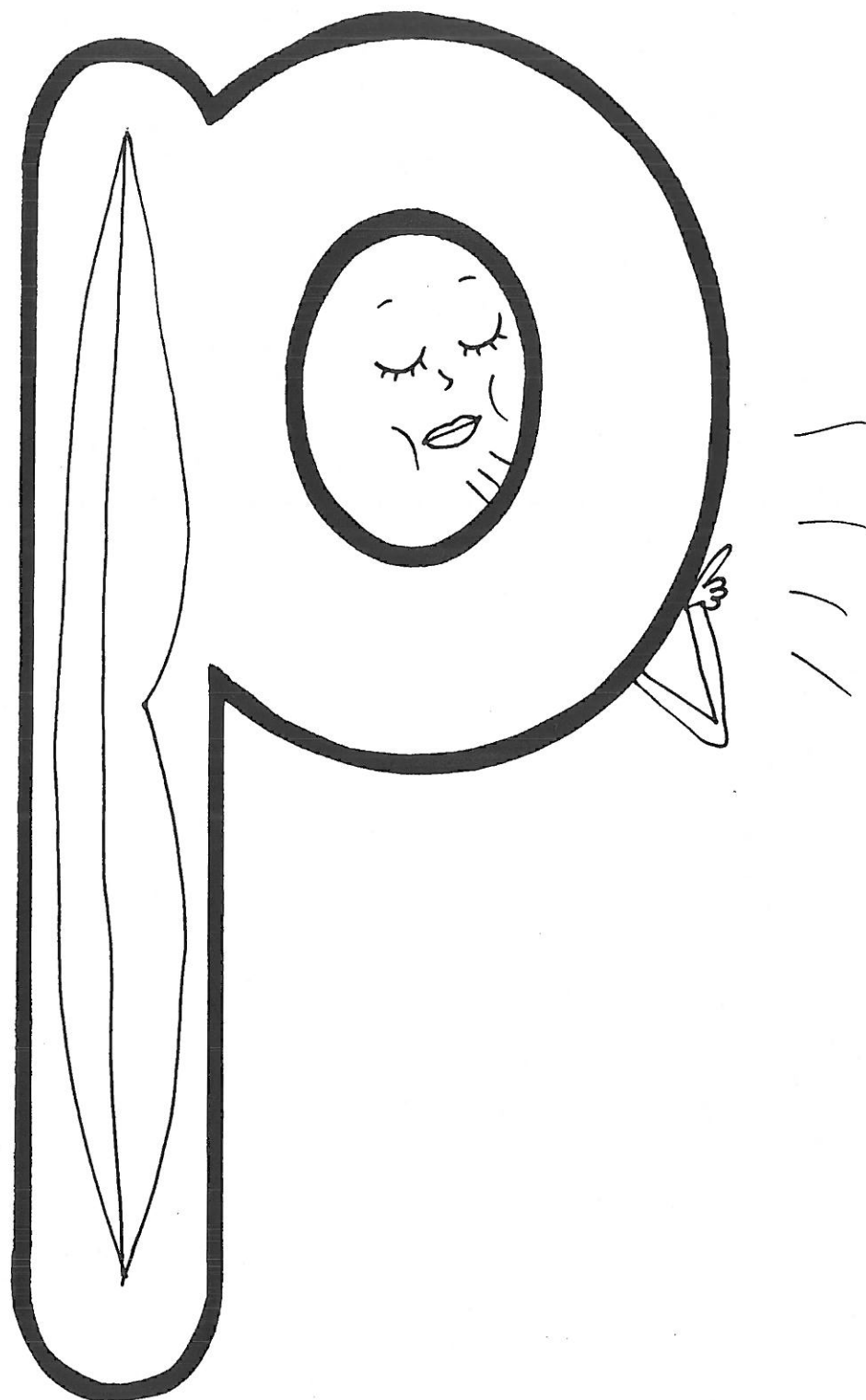


B – Noisy Lip Puffing Sound

“Did you know that the letter *P* has a noisy partner? We still put our lips together and puff out the air, but this time we turn our voices **on** while we do it. Let’s try it, and see what sound it makes! (Point to lips, turn on voice, and slowly start to form the sound ‘b’ with a loud voice, trying to elicit the same sound from the student.) See how your voice is on with that sound? (Show picture.) The line with the closed lips still comes first, so as soon as you see that, put your lips together! See the two circles coming after that line with the lips? These are the two little babies, and babies are very noisy, aren’t they? That reminds us to turn our voices on when we puff out our lips to say, ‘B!’”

Hand cue: Hold fingers up to closed lips and quickly move them away, but with more force than with ‘p’ sound.

Name _____




Quiet Lip Puffing Sound


Story - The tall, quiet mother keeps her voice off when she puts her lips together and puffs out the air. When you see that the line comes first, put your lips together.

Hand cue: Hold fingers up to closed lips and quickly move them away.

Name _____



Name _____



Two sets of handwriting lines, each consisting of a solid top line, a dashed middle line, and a solid bottom line.

Two empty rectangular boxes for drawing.

Draw 2 things that begin with this sound.

P – Quiet Lip Puffing Sound

“What are we doing when we make this sound? (Produce sound, over-exaggerating the bursting action of the lips and keeping the voice off.) That’s right! We’re using our lips – we put them together. Put your hand in front of your mouth and make that sound. Do you feel air coming out? Does it come out slowly, or is it puffing out? Right, it’s puffing out! We could call this a lip puffing sound. Is your voice on or off? Oh, this must be a quiet lip puffing sound. (Show picture.) The first thing I see in this letter is the line with the lips, telling me to put my lips together. The circle is at the top of the line, reminding us of the tall mother who’s always very quiet so her baby can sleep. Let’s keep our voices off and make that sound, ‘P.’”

Hand cue: Hold fingers up to closed lips and quickly move them away.