

Name _____




Fast Air Sound

Story – The car (C) is quickly and quietly pushing the H along the train tracks. They’re making a sound like a choo-choo train – “ch-ch-ch-ch.”


Hand cue: Push both hands out in front of you in several quick thrusting movements.



Name _____




Name _____




--	--

Draw 2 things that begin with this sound.



Name _____




Noisy, Fast Air Sound

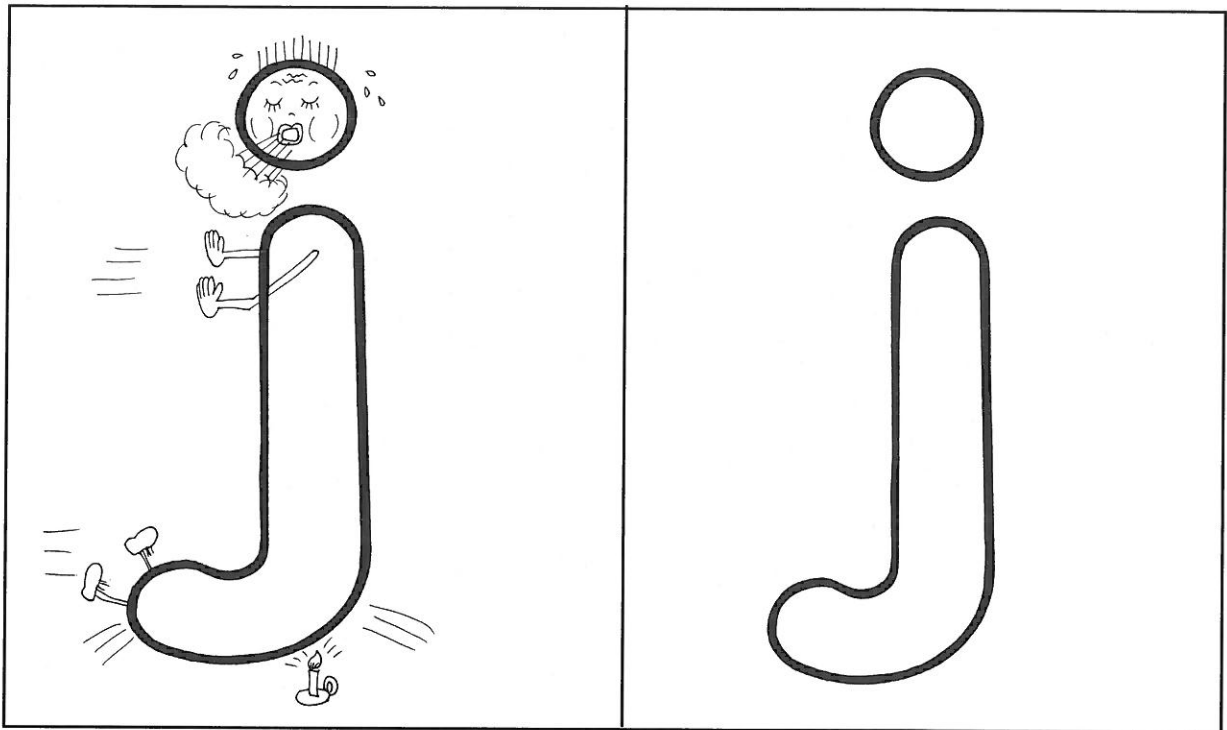
Story – The J looks like Jack of “Jack Be Nimble.” He quickly takes a big, fast jump over the candle stick. When he jumps, his feet are in front of him so he can push off of the wall.

Hand cue: Push both hands out in front of you in a quick movement.

Name _____



Name _____



Handwriting practice lines consisting of two sets of three horizontal lines: a solid top line, a dashed middle line, and a solid bottom line.

Two empty rectangular boxes for drawing.

Draw 2 things that begin with this sound.

J – Noisy, Fast Air Sound

“Watch my mouth when I make this sound, ‘J!’ My lips get big, don’t they? Try making that sound. Can you feel big air coming out of your mouth like I do? Put your hand in front of your mouth so you can feel that air coming out.

Would you say it’s coming out slow or fast? ‘J!’ (Put hands up and make quick pushing motion.) Fast! We push that air out fast! Let’s also check to see if our voices are on, ‘J!’ Yes, that’s the noisy, fast air sound. (Show picture.) What’s he doing? He’s going to j-j-j-jump over that candlestick, like in Jack Be Nimble, Jack Be Quick! He’s pretty noisy when he jumps over that candlestick. He puts his feet out in front of him when he j-j-jumps so he can push off the wall fast and j-j-jump back!”

Hand cue: Push both hands out in front in a quick pushing or jumping movement.