


Name _____



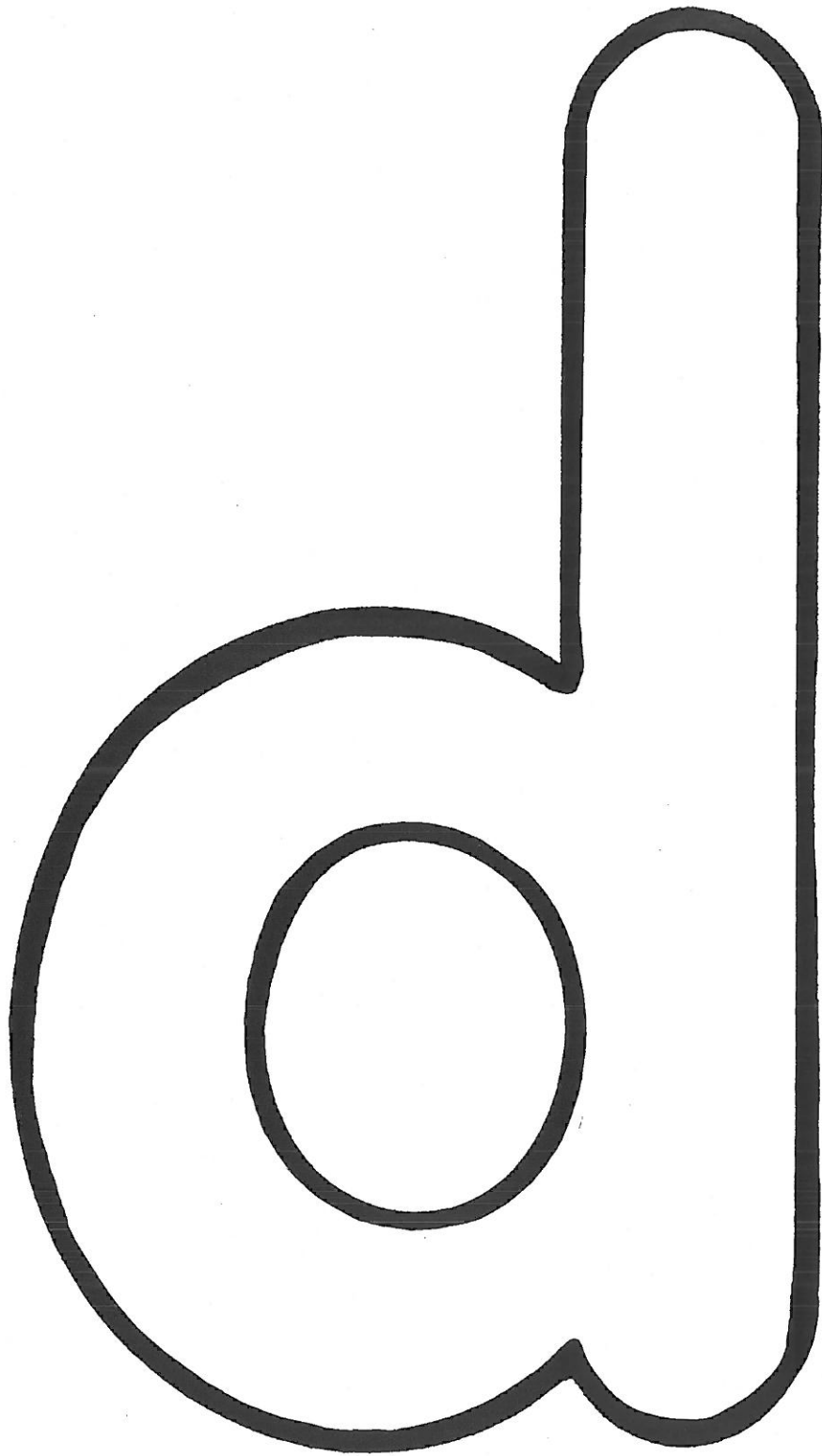
Noisy Tongue Dancing Sound

Story – The dancing tongue taps noisily on the top of the mouth, behind the front teeth. He also taps on his tummy that looks like a big drum (the circle that comes first).

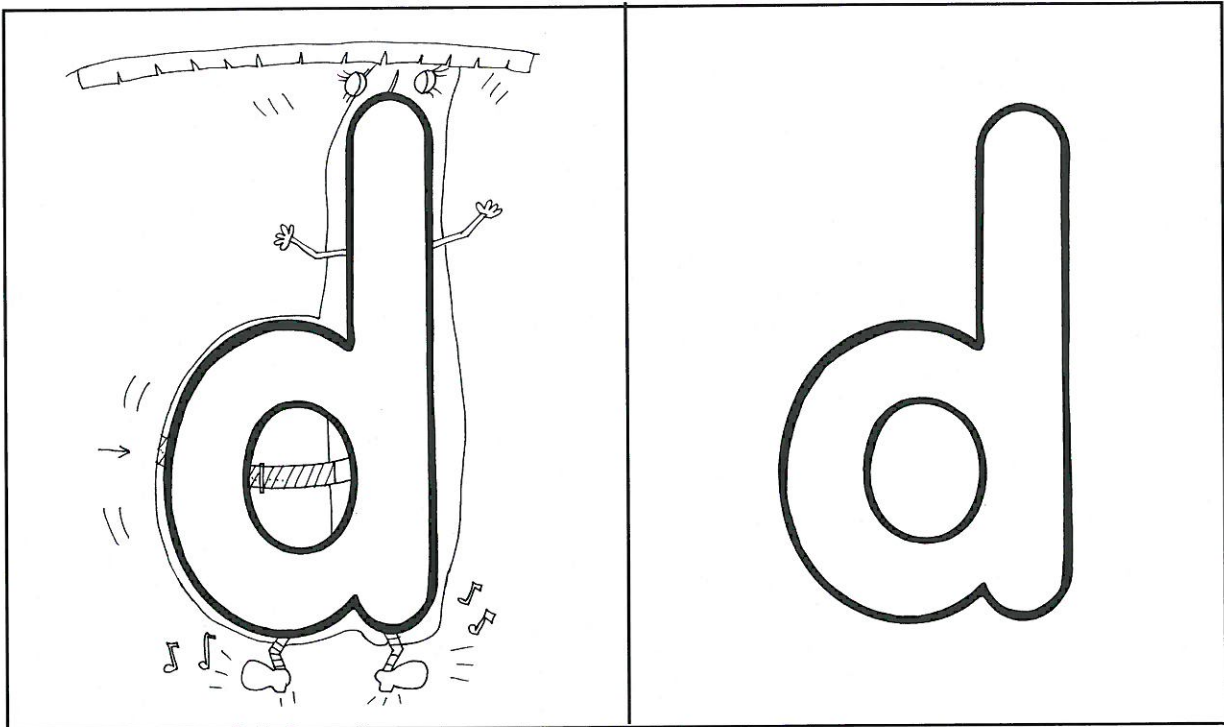
Hand cue: Bang hand loudly on the table as if banging on a drum.





Name _____




Name _____





Draw 2 things that begin with this sound.





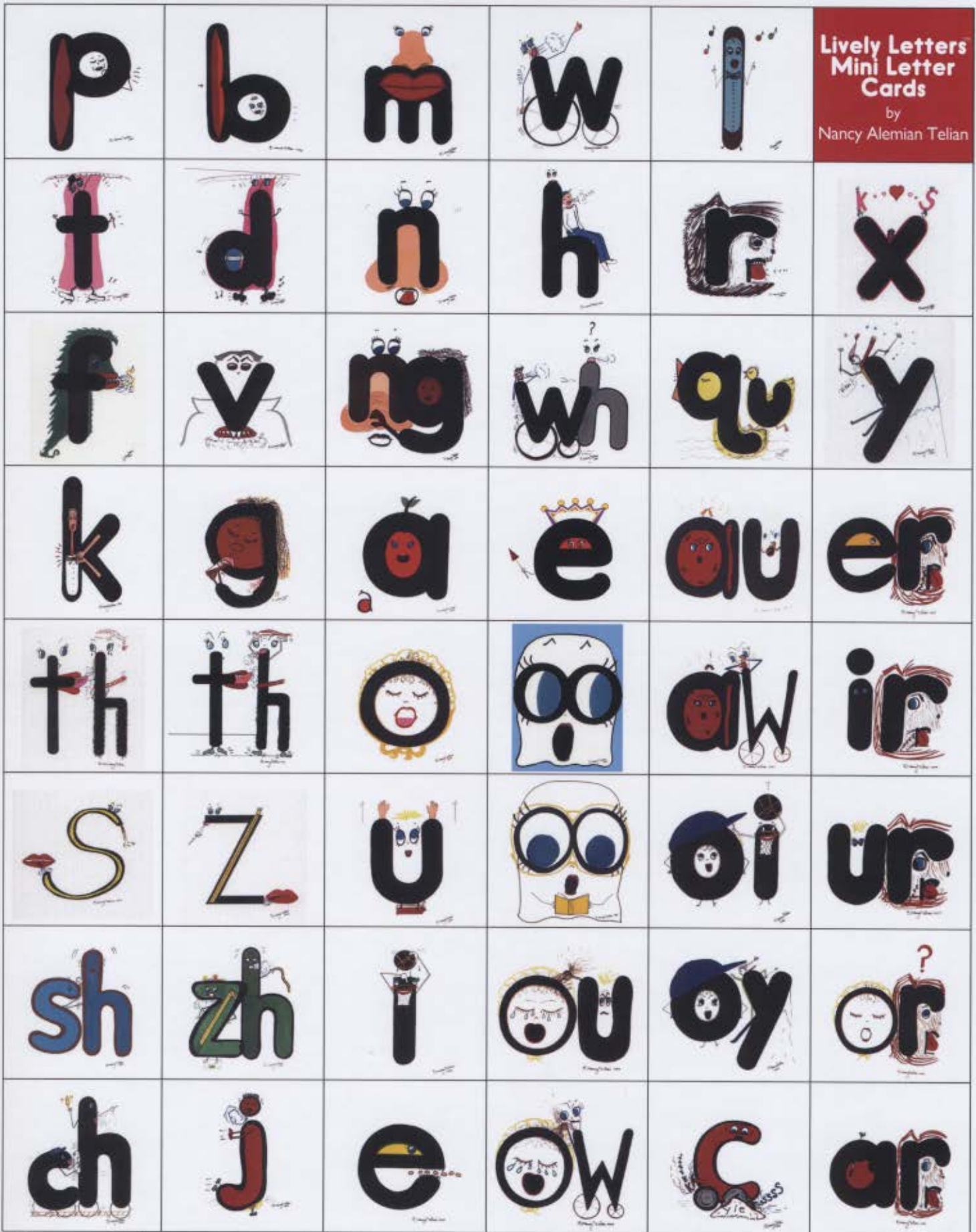


D – Noisy Tongue Dancing Sound

“Did you know that *T* has a noisy partner? You’re still going to tap your tongue up there, but this time, put your voice on. What sound does it make? ‘D-d-d-d’ (Tap fingers on the table noisily.) (Show picture.) This is another dancing tongue that’s tapping up there, behind the teeth. It’s our noisy tongue dancing sound. He likes to make a lot of noise when he dances. Do you see his very big tummy? He likes to tap on it like it’s a noisy drum, ‘D-d-d-d!’ See his big, noisy, tap dancing shoes? They remind us that he makes a lot of noise when he dances. Whenever you see that huge tummy that looks like a drum, tap on it like it’s a drum and make the noisy tongue dancing sound, ‘D-d-d-d.’”

Hand cue: Tap loudly on the table as if banging on a drum.



Lively Letters
Mini Letter
Cards
by
Nancy Alemian Telian



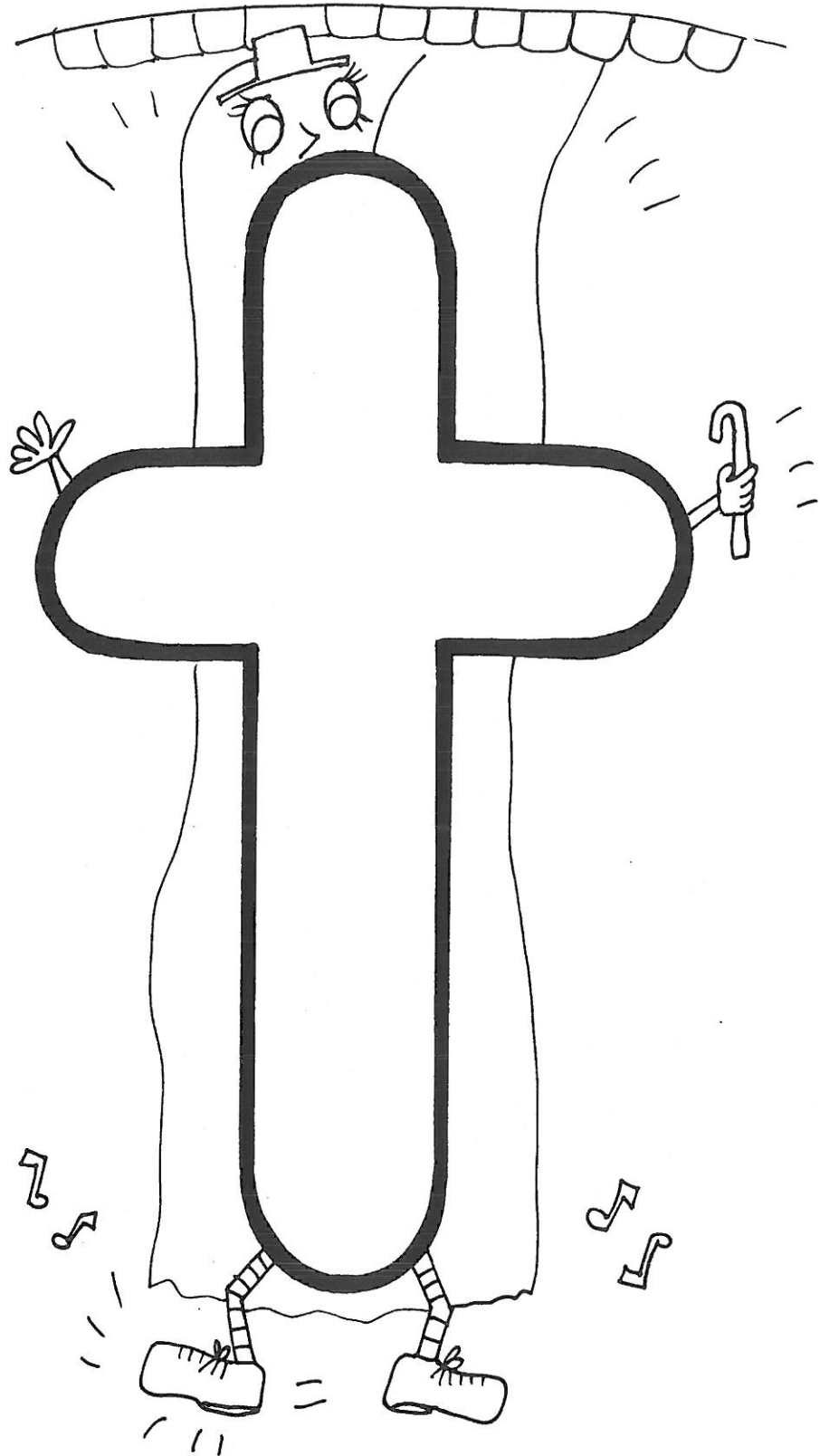
p	b	t	d	f	v
k	g	qu	th	<u>th</u>	a
o	m	n	ng	l	r
Plain Letter Mini Cards Reading with TLC 781-331-7412	u	s	z	sh	zh
ch	j	w	wh	h	i
x	y	e	e	oo	<u>oo</u>
ou	ow	au	aw	oi	oy
er	ir	ur	ar	or	c

As an integral part the Lively Letters program, these plain letter mini cards may be cut and used as manipulatives in reading and spelling activities. This 2-page set includes letters and letter patterns to represent all spoken sounds, vowel digraphs, upper case letters, and some duplicate lower case letters.

eu	ew	ai	oa	ea	ee
ui	ay	ey	A	B	C
D	E	F	G	H	I
J	K	L	M	N	O
P	Q	R	S	T	U
V	W	X	Y	Z	a
e	i	o	u	p	b
t	d	l	r	n	s



Name _____





Quiet Tongue Dancing Sound


Story – The dancing tongue taps quietly on the top of the mouth, behind the front teeth



Hand cue: Tap fingers or fingernails quietly on the table.

Name _____




Name _____





Draw 2 things that begin with this sound.





T – Quiet Tongue Dancing Sound

“What am I using when I make this sound? ‘T.’ That’s right! I’m using my tongue! What is it doing? (Instructor makes quiet tapping sounds with tongue to imitate tap dancing sound, ‘T-t-t-t---t--t,’ while lightly tapping fingernails on the desktop.) It sounds like my tongue is tap-dancing up there, behind my teeth, doesn’t it? We can call this the tongue dancing sound. Let’s see if our voices are on or off. Oh, our voices are off, so this is the quiet tongue dancing sound! (Introduce picture.) This tongue quietly dances, with the tip of the tongue tapping up on the top of the mouth. He keeps his arms out for balance while he quietly taps, and he has sneakers on, so he won’t make much noise. I wonder who his noisy partner is!” (Students may enjoy acting out this letter, putting their arms out and tapping dancing while making the sound.)

Hand cue: Tap fingers or fingernails quietly on the table.