

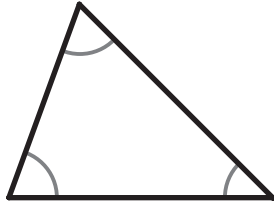
Classifying Triangles (by Angles)

G-TRI 1

Instructions: For each triangle, mark the box that matches its type when classifying by angles.

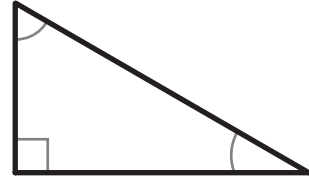
1

- Acute
 Right
 Obtuse



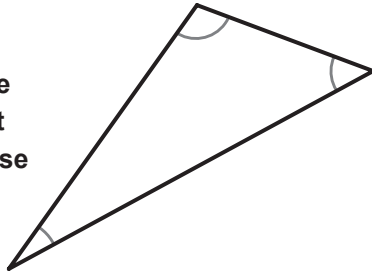
2

- Acute
 Right
 Obtuse



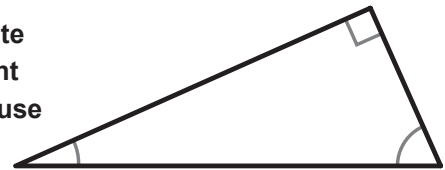
3

- Acute
 Right
 Obtuse



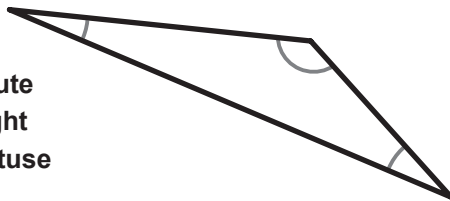
4

- Acute
 Right
 Obtuse



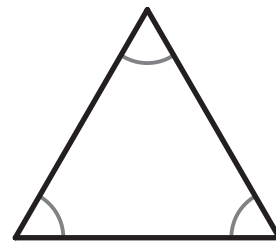
5

- Acute
 Right
 Obtuse



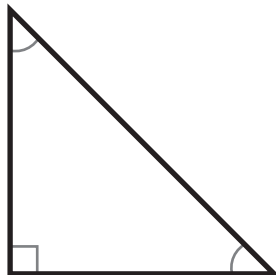
6

- Acute
 Right
 Obtuse



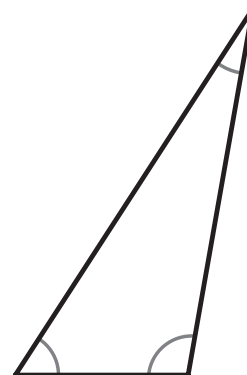
7

- Acute
 Right
 Obtuse



8

- Acute
 Right
 Obtuse



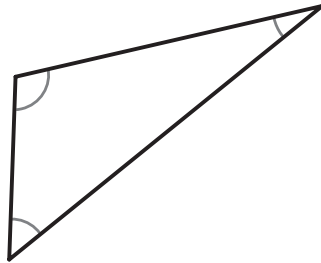
Classifying Triangles (by Sides)

G-TRI 2

Instructions: For each triangle, mark the box that matches its type when classifying by sides. The marks on the sides of the triangles show when two sides are "congruent" or the same length.

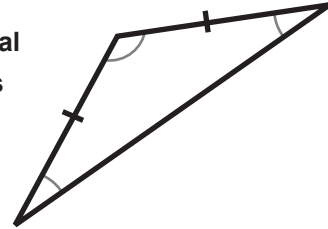
1

- Equilateral
 Isosceles
 Scalene



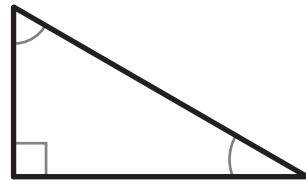
2

- Equilateral
 Isosceles
 Scalene



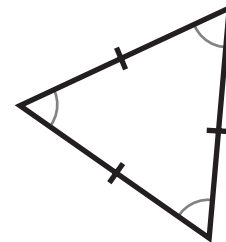
3

- Equilateral
 Isosceles
 Scalene



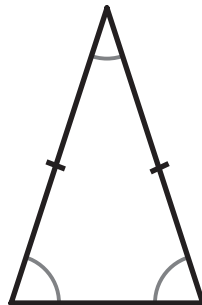
4

- Equilateral
 Isosceles
 Scalene



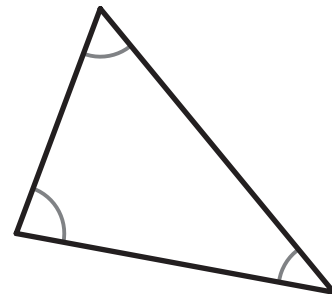
5

- Equilateral
 Isosceles
 Scalene



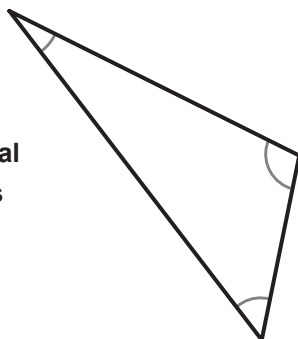
6

- Equilateral
 Isosceles
 Scalene



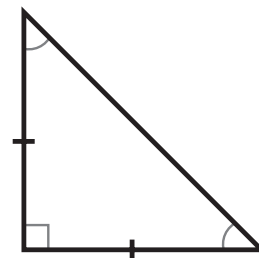
7

- Equilateral
 Isosceles
 Scalene



8

- Equilateral
 Isosceles
 Scalene

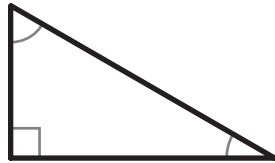


Classifying Triangles (by both Angle and Sides)

G-TRI 3

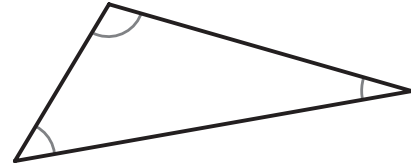
Instructions: For each triangle, mark the box from each category that matches its type. The marks on the sides of the triangles show when two sides are "congruent" or the same length.

1



- | | |
|---|---|
| <input type="checkbox"/> Acute | <input type="checkbox"/> Equilateral |
| <input checked="" type="checkbox"/> Right | <input type="checkbox"/> Isosceles |
| <input type="checkbox"/> Obtuse | <input checked="" type="checkbox"/> Scalene |

2



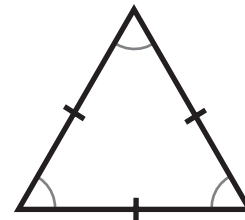
- | | |
|--|---|
| <input type="checkbox"/> Acute | <input type="checkbox"/> Equilateral |
| <input type="checkbox"/> Right | <input type="checkbox"/> Isosceles |
| <input checked="" type="checkbox"/> Obtuse | <input checked="" type="checkbox"/> Scalene |

3



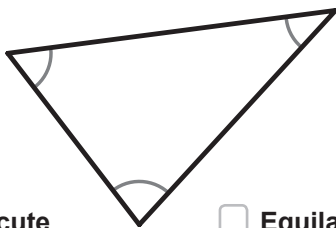
- | | |
|--|---|
| <input type="checkbox"/> Acute | <input type="checkbox"/> Equilateral |
| <input type="checkbox"/> Right | <input checked="" type="checkbox"/> Isosceles |
| <input checked="" type="checkbox"/> Obtuse | <input type="checkbox"/> Scalene |

4



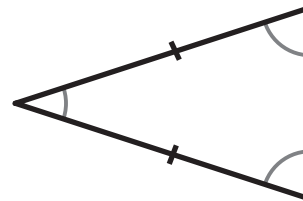
- | | |
|---|---|
| <input checked="" type="checkbox"/> Acute | <input checked="" type="checkbox"/> Equilateral |
| <input type="checkbox"/> Right | <input type="checkbox"/> Isosceles |
| <input type="checkbox"/> Obtuse | <input type="checkbox"/> Scalene |

5



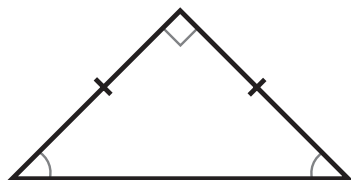
- | | |
|---|---|
| <input checked="" type="checkbox"/> Acute | <input type="checkbox"/> Equilateral |
| <input type="checkbox"/> Right | <input type="checkbox"/> Isosceles |
| <input type="checkbox"/> Obtuse | <input checked="" type="checkbox"/> Scalene |

6



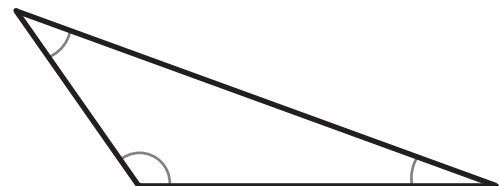
- | | |
|---|---|
| <input checked="" type="checkbox"/> Acute | <input type="checkbox"/> Equilateral |
| <input type="checkbox"/> Right | <input checked="" type="checkbox"/> Isosceles |
| <input type="checkbox"/> Obtuse | <input type="checkbox"/> Scalene |

7



- | | |
|---|---|
| <input type="checkbox"/> Acute | <input type="checkbox"/> Equilateral |
| <input checked="" type="checkbox"/> Right | <input checked="" type="checkbox"/> Isosceles |
| <input type="checkbox"/> Obtuse | <input type="checkbox"/> Scalene |

8



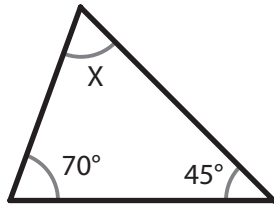
- | | |
|--|---|
| <input type="checkbox"/> Acute | <input type="checkbox"/> Equilateral |
| <input type="checkbox"/> Right | <input type="checkbox"/> Isosceles |
| <input checked="" type="checkbox"/> Obtuse | <input checked="" type="checkbox"/> Scalene |

Finding an Unknown Angle

G-TRI 4

Instructions: For each triangle, find the unknown angle (X). Remember that for each triangle, the three interior angles must add up to 180 degrees.

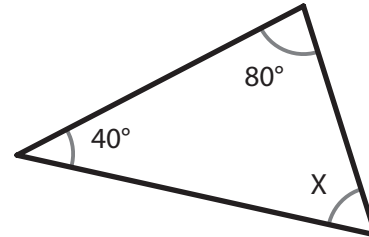
1



$$m\angle X = \underline{65^\circ}$$

$$\begin{array}{r} 70 \\ + 45 \\ \hline 115 \end{array} \quad \begin{array}{r} 180 \\ - 115 \\ \hline 65 \end{array}$$

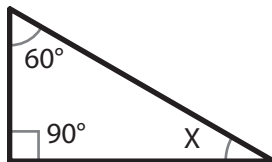
2



$$m\angle X = \underline{60^\circ}$$

$$\begin{array}{r} 80 \\ + 40 \\ \hline 120 \end{array} \quad \begin{array}{r} 180 \\ - 120 \\ \hline 60 \end{array}$$

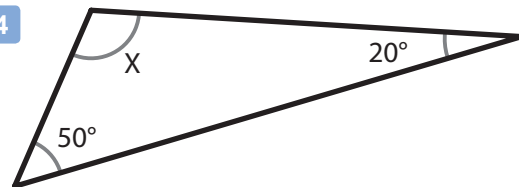
3



$$m\angle X = \underline{30^\circ}$$

$$\begin{array}{r} 90 \\ + 60 \\ \hline 150 \end{array} \quad \begin{array}{r} 180 \\ - 150 \\ \hline 30 \end{array}$$

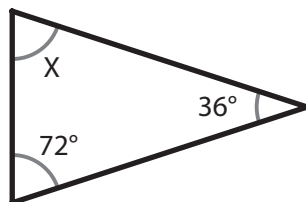
4



$$m\angle X = \underline{110^\circ}$$

$$\begin{array}{r} 50 \\ + 20 \\ \hline 70 \end{array} \quad \begin{array}{r} 180 \\ - 70 \\ \hline 110 \end{array}$$

5



$$m\angle X = \underline{72^\circ}$$

$$\begin{array}{r} 72 \\ + 36 \\ \hline 108 \end{array} \quad \begin{array}{r} 180 \\ - 108 \\ \hline 72 \end{array}$$

6



$$m\angle X = \underline{90^\circ}$$

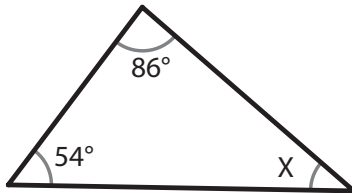
$$\begin{array}{r} 75 \\ + 15 \\ \hline 90 \end{array} \quad \begin{array}{r} 180 \\ - 90 \\ \hline 90 \end{array}$$

Finding an Unknown Angle - Set 2

G-TRI 5

Instructions: For each triangle, find the unknown angle (X). Remember that for each triangle, the three interior angles must add up to 180 degrees.

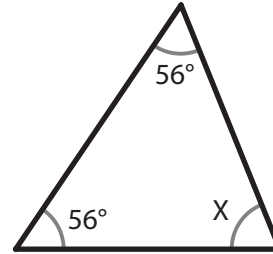
1



$$m\angle X = \underline{40^\circ}$$

$$\begin{array}{r} 1 \\ 86 \\ + 54 \\ \hline 140 \end{array} \quad \begin{array}{r} 180 \\ - 140 \\ \hline 40 \end{array}$$

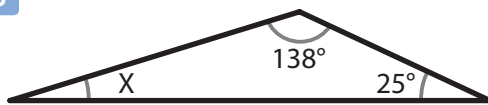
2



$$m\angle X = \underline{68^\circ}$$

$$\begin{array}{r} 1 \\ 56 \\ + 56 \\ \hline 112 \end{array} \quad \begin{array}{r} 7 \\ 180 \\ - 112 \\ \hline 68 \end{array}$$

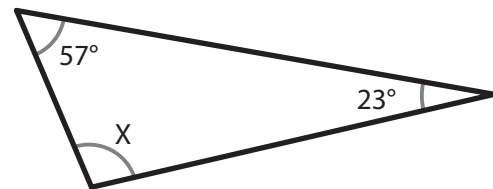
3



$$m\angle X = \underline{17^\circ}$$

$$\begin{array}{r} 1 \\ 138 \\ + 25 \\ \hline 163 \end{array} \quad \begin{array}{r} 7 \\ 180 \\ - 163 \\ \hline 17 \end{array}$$

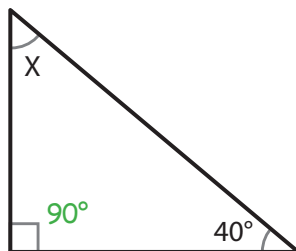
4



$$m\angle X = \underline{100^\circ}$$

$$\begin{array}{r} 1 \\ 57 \\ + 23 \\ \hline 80 \end{array} \quad \begin{array}{r} 180 \\ - 80 \\ \hline 100 \end{array}$$

5

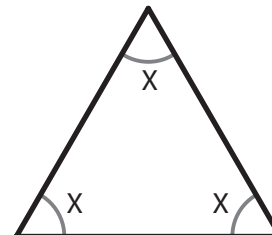


$$m\angle X = \underline{50^\circ}$$

$$\begin{array}{r} 90 \\ + 40 \\ \hline 130 \end{array} \quad \begin{array}{r} 180 \\ - 130 \\ \hline 50 \end{array}$$

6

An equilateral triangle always has three equal angles. What is their measure?



$$m\angle X = \underline{60^\circ}$$

To get the answer, divide the total (180°) by 3

$$\begin{array}{r} 60^\circ \\ 3 \overline{)180} \\ - 18 \\ \hline 00 \end{array}$$