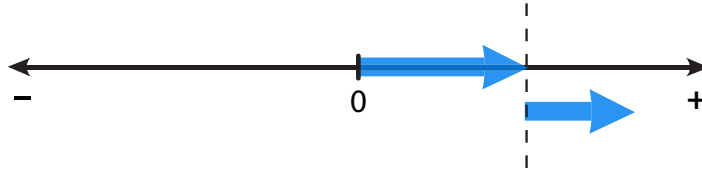


“Case 1” Problems

A-ASI 1

Instructions: In the video, we used the term “Case 1” to describe problems where you start with a positive number and then make it more positive.



All of the problems on this page are “Case 1” problems, but because of Rule #2 there are two different ways they can be written. Rule #2 says, “Subtracting a negative is the same as adding a positive”. So when you see the “minus minus”, remember you can just change it to “plus”.

1 $2 - -4$
 $2 + 4$
 6

2 $1 - -1$
 $1 + 1$
 2

3 $5 + 5$
 10

4 $7 - -1$
 $7 + 1$
 8

5 $8 + 8$
 16

6 $3 - -10$
 $3 + 10$
 13

7 $12 - -3$
 $12 + 3$
 15

8 $5 + 11$
 16

9 $7 + 5$
 12

10 $8 - -12$
 $8 + 12$
 20

11 $6 - -3$
 $6 + 3$
 9

12 $15 - -10$
 $15 + 10$
 25

13 $19 + 5$
 24

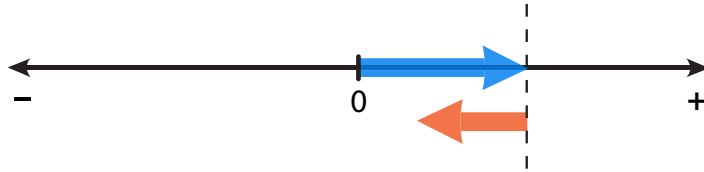
14 $25 - -10$
 $25 + 10$
 35

15 $0 - -2$
 $0 + 2$
 2

“Case 2” Problems

A-ASI 2

Instructions: In the video, we used the term “Case 2” to describe problems where you start with a positive number and then make it more negative.



Remember, your answer can be positive, negative or zero depending on how much is being taken away.

All of the problems on this page are “Case 2” problems, but because of Rule #1 there are two different ways they can be written. Rule #1 says, “Adding a negative is the same as subtracting a positive”. So when you see the “plus minus”, remember you can just change it to “minus”.

1 $9 + -5$
 $9 - 5$
4

2 $5 + -2$
 $5 - 2$
3

3 $8 - 2$
6

4 $10 - 7$
3

5 $10 + -7$
 $10 - 7$
3

6 $4 + -4$
 $4 - 4$
0

7 $4 + -5$
 $4 - 5$
-1

8 $12 + -10$
 $12 - 10$
2

9 $1 - 9$
-8

10 $10 + -14$
 $10 - 14$
-4

11 $3 + -14$
 $3 - 14$
-11

12 $9 + -8$
 $9 - 8$
1

13 $3 - 15$
-12

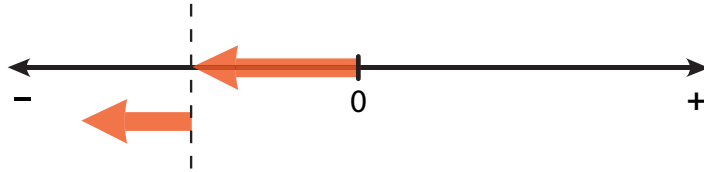
14 $14 + -18$
 $14 - 18$
-4

15 $0 + -1$
 $0 - 1$
-1

“Case 3” Problems

A-ASI 3

Instructions: In the video, we used the term “Case 3” to describe problems where you start with a negative number and then make it more negative.



All of the problems on this page are “Case 3” problems, but because of Rule #1 there are two different ways they can be written. Rule #1 says, “Adding a negative is the same as subtracting a positive”. That means you can change $(-1 - 1)$ into $(-1 + -1)$ which is a little more intuitive.

1 $-2 - 3$
 $-2 + -3$
 -5

2 $-1 - 6$
 $-1 + -6$
 -7

3 $-4 + -4$
 -8

4 $-9 + -2$
 -11

5 $-8 - 4$
 $-8 + -4$
 -12

6 $-4 + -6$
 -10

7 $-1 + -8$
 -9

8 $-15 - 2$
 $-15 + -2$
 -17

9 $-9 + -11$
 -20

10 $-5 + -14$
 -19

11 $-20 - 5$
 $-20 + -5$
 -25

12 $-13 - 3$
 $-13 + -3$
 -16

13 $-12 + -3$
 -15

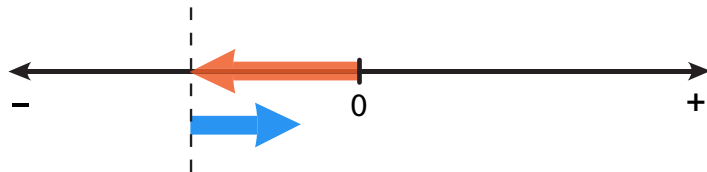
14 $-16 - 2$
 $-16 + -2$
 -18

15 $-50 - 50$
 $-50 + -50$
 -100

“Case 4” Problems

A-ASI 4

Instructions: In the video, we used the term “Case 4” to describe problems where you start with a negative number and then make it more positive.



Remember, your answer can be positive, negative or zero depending on how much is being added.

All of the problems on this page are “Case 4” problems, but because of Rule #2 there are two different ways they can be written. Rule #2 says, “Subtracting a negative is the same as adding a positive”. So when you see the “minus minus”, remember you can just change it to “plus”.

$$\begin{array}{l} \text{1} \quad -6 - -2 \\ \quad -6 + 2 \\ \quad \textcircled{-4} \end{array}$$

$$\begin{array}{l} \text{2} \quad -1 - -7 \\ \quad -1 + 7 \\ \quad \textcircled{6} \end{array}$$

$$\begin{array}{l} \text{3} \quad -4 + 3 \\ \quad \textcircled{-1} \end{array}$$

$$\begin{array}{l} \text{4} \quad -8 - -5 \\ \quad -8 + 5 \\ \quad \textcircled{-3} \end{array}$$

$$\begin{array}{l} \text{5} \quad -4 + 4 \\ \quad \textcircled{0} \end{array}$$

$$\begin{array}{l} \text{6} \quad -5 - -10 \\ \quad -5 + 10 \\ \quad \textcircled{5} \end{array}$$

$$\begin{array}{l} \text{7} \quad -4 + 5 \\ \quad \textcircled{1} \end{array}$$

$$\begin{array}{l} \text{8} \quad -12 - -3 \\ \quad -12 + 3 \\ \quad \textcircled{-9} \end{array}$$

$$\begin{array}{l} \text{9} \quad -20 + 2 \\ \quad \textcircled{-18} \end{array}$$

$$\begin{array}{l} \text{10} \quad -10 - -12 \\ \quad -10 + 12 \\ \quad \textcircled{2} \end{array}$$

$$\begin{array}{l} \text{11} \quad -25 - -25 \\ \quad -25 + 25 \\ \quad \textcircled{0} \end{array}$$

$$\begin{array}{l} \text{12} \quad -16 + 6 \\ \quad \textcircled{-10} \end{array}$$

$$\begin{array}{l} \text{13} \quad -35 + 40 \\ \quad \textcircled{5} \end{array}$$

$$\begin{array}{l} \text{14} \quad -14 - -7 \\ \quad -14 + 7 \\ \quad \textcircled{-7} \end{array}$$

$$\begin{array}{l} \text{15} \quad -50 - -5 \\ \quad -50 + 5 \\ \quad \textcircled{-45} \end{array}$$

Adding & Subtracting Integers - Set 1

A-ASI 5

Instructions: Use the strategy you learned in the video to solve these integer addition and subtraction problems. (Hint: If you get confused, try visualizing the problem on a number line.)

1 $-2 - -5$

$-2 + 5$

3

2 $8 + -4$

$8 - 4$

4

3 $-14 + 3$

-11

4 $9 - -8$

$9 + 8$

17

5 $-2 + -8$

-10

6 $-9 - 3$

$-9 + -3$

-12

7 $1 - 10$

-9

8 $-15 - -5$

$-15 + 5$

-10

9 $11 - -11$

$11 + 11$

22

10 $-21 - -1$

$-21 + 1$

-20

11 $3 + -7$

$3 - 7$

-4

12 $-2 - 7$

$-2 + -7$

-9

13 $-5 - 5$

$-5 + -5$

-10

14 $0 - -4$

$0 + 4$

4

15 $-40 - -10$

$-40 + 10$

-30

16 $9 - -7$

$9 + 7$

16

17 $-3 + -5$

-8

18 $7 - 8$

-1

Adding & Subtracting Integers - Set 2

A-ASI 6

Instructions: Use the strategy you learned in the video to solve these integer addition and subtraction problems. (Hint: If you get confused, try visualizing the problem on a number line.)

1 $4 + -3$
 $4 - 3$
 1

2 $-5 - -5$
 $-5 + 5$
 0

3 $10 - -14$
 $10 + 14$
 24

4 $-3 - 6$
 $-3 + -6$
 -9

5 $11 + -15$
 $11 - 15$
 -4

6 $-3 - 4$
 $-3 + -4$
 -7

7 $6 - -5$
 $6 + 5$
 11

8 $-3 + -2$
 -5

9 $-33 + 3$
 -30

10 $-7 - 3$
 $-7 + -3$
 -10

11 $-1 - -11$
 $-1 + 11$
 10

12 $6 + -8$
 $6 - 8$
 -2

13 $-12 + 12$
 0

14 $-3 + -22$
 -25

15 $13 - -7$
 $13 + 7$
 20

16 $4 - -8$
 $4 + 8$
 12

17 $8 - 11$
 -3

18 $-40 - -5$
 $-40 + 5$
 -35

Adding & Subtracting Integers - Set 3

A-ASI 7

Instructions: Use the strategy you learned in the video to solve these integer addition and subtraction problems. (Hint: If you get confused, try visualizing the problem on a number line.)

1 $8 - -2$
 $8 + 2$
 10

2 $7 + -11$
 $7 - 11$
 -4

3 $-8 + -8$
 -16

4 $-3 - -3$
 $-3 + 3$
 0

5 $2 - 12$
 -10

6 $-1 - -5$
 $-1 + 5$
 4

7 $13 - -3$
 $13 + 3$
 16

8 $-18 - 4$
 $-18 + -4$
 -22

9 $10 + -1$
 $10 - 1$
 9

10 $-1 - 6$
 $-1 + -6$
 -7

11 $9 - -9$
 $9 + 9$
 18

12 $-10 + 6$
 -4

13 $-20 + 40$
 20

14 $-17 - -7$
 $-17 + 7$
 -10

15 $-21 + -2$
 -23

16 $2 - 18$
 -16

17 $-90 - 10$
 $-90 + -10$
 -100

18 $80 - -10$
 $80 + 10$
 90