

Basic Elements of Geometry

G-PLP 1

Instructions: Match each basic element of geometry with the correct picture.

1 \overleftrightarrow{CD}

2 Line AB

3 Ray AB

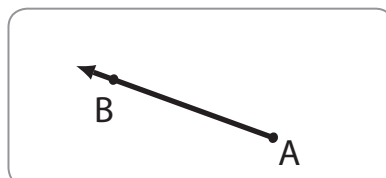
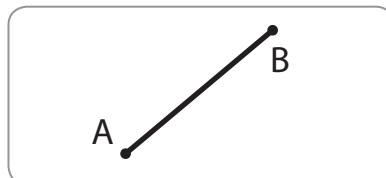
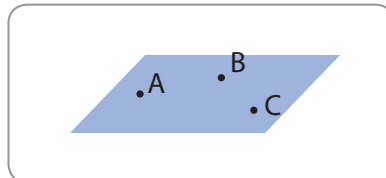

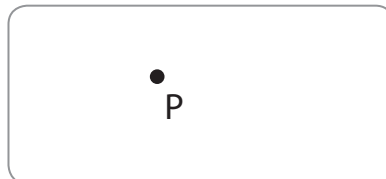
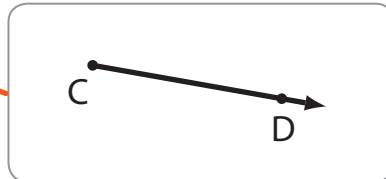
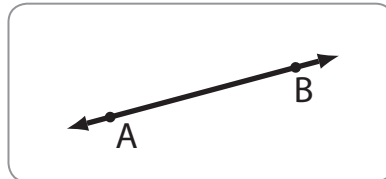
4 \overline{CD}

5 Point P

6 Line Segment AB

7 Plane ABC

8 \overleftrightarrow{BA}



Basic Elements of Geometry (alternate)

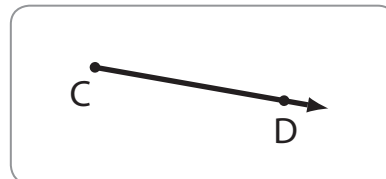
G-PLP 1

Instructions: Match each basic element of geometry with the correct picture by writing the number in the right box.

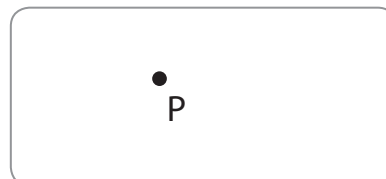
1 \overleftrightarrow{CD}



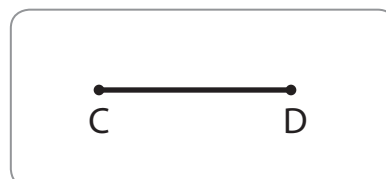
2 Line AB



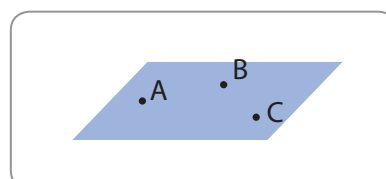
3 Ray AB



4 \overline{CD}



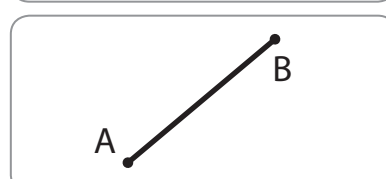
5 Point P




6 Line Segment AB



7 Plane ABC



8 \overleftrightarrow{CD}



Points, Lines and Planes

1 Fill in the blank.



This is a _____

2 Fill in the blank.



This is a _____

3 Fill in the blank.



This is a _____

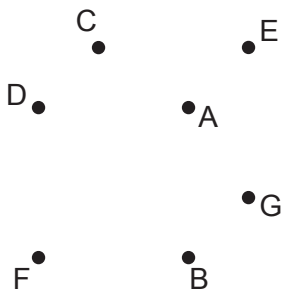
4 Draw a ray and label it AB.

5 Draw a line segment and label it CD.

6 Draw a line and label it EF.

7 Draw line segments from:

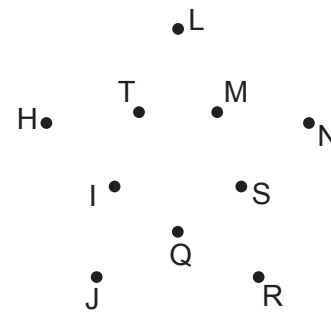
- Point A to Point B
- Point E to Point C
- Point G to Point B
- Point F to Point B
- Point A to Point E
- Point D to Point F
- Point C to Point D
- Point D to Point A
- Point E to Point G



How many dimensions does this object have? _____

8 Draw line segments from:

- Point H to Point I
- Point I to Point J
- Point L to Point M
- Point Q to Point R
- Point R to Point S
- Point H to Point T
- Point T to Point L
- Point J to Point Q
- Point S to Point N



How many dimensions does this object have? _____

Basic Elements of Geometry

G-PLP 1

Instructions: Match each basic element of geometry with the correct picture.

1 \overleftrightarrow{CD}



2 Line AB




3 Ray AB



4 \overline{CD}



5 Point P



6 Line Segment AB



7 Plane ABC



8 \overleftrightarrow{CD}



Basic Elements of Geometry (alternate)

G-PLP 1

Instructions: Match each basic element of geometry with the correct picture by writing the number in the right box.

1 \overleftrightarrow{CD}

2 Line AB

3 Ray AB

4 \overline{CD}

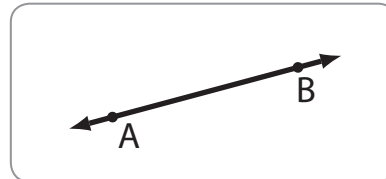
5 Point P

6 Line Segment AB

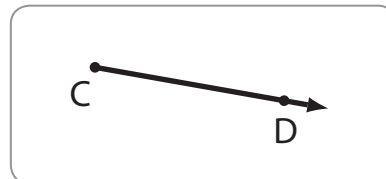
7 Plane ABC

8 \overleftrightarrow{BA}

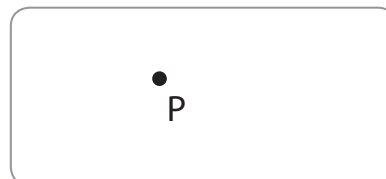
2



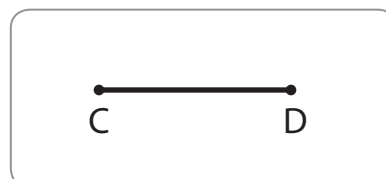
1



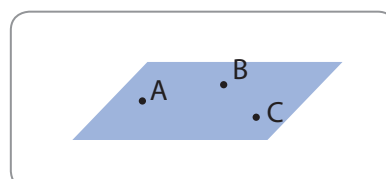
5



4



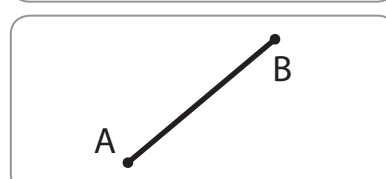
7



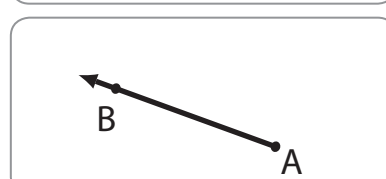
8



6



3



Points, Lines and Planes

1 Fill in the blank.



This is a ray

2 Fill in the blank.



This is a line segment

3 Fill in the blank.



This is a line

4 Draw a ray and label it AB.



drawing will vary

5 Draw a line segment and label it CD.



drawing will vary

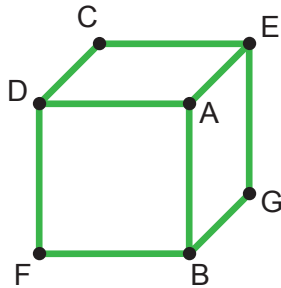
6 Draw a line and label it EF.



drawing will vary

7 Draw line segments from:

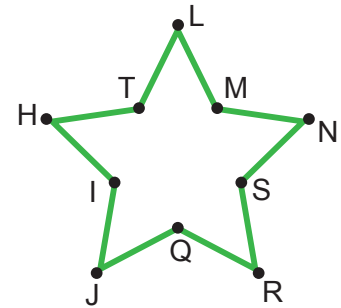
- Point A to Point B
- Point E to Point C
- Point G to Point B
- Point F to Point B
- Point A to Point E
- Point D to Point F
- Point C to Point D
- Point D to Point A
- Point E to Point G



How many dimensions does this object have? 3

8 Draw line segments from:

- Point H to Point I
- Point I to Point J
- Point L to Point M
- Point M to Point N
- Point Q to Point R
- Point R to Point S
- Point H to Point T
- Point T to Point L
- Point J to Point Q
- Point S to Point N



How many dimensions does this object have? 2